














Letter Formation Rhyme Chart

Grapheme	Journey Rhyme (large action)	Formation Cue (small action)	Card
	<p>This rhyme is intended to be shared as a hook- an introduction to the letter journey. Explain to the children that each letter has its own story and we are going to learn about their different journeys.</p> <p>Read the rhyme to the children. Then stand up and repeat the rhyme whilst showing the formation journey with your whole arm. Encourage the children to join in and notice how each part of the formation is important.</p>	<p>Model how to draw the letter using the short formation cue. Encourage the children to say the sound before they write the letter to strengthen GPC.</p> <p>Model how missing part of the letter's journey results in us not forming it correctly.</p> <p>If the letter is a continuous journey, there is one part to the cue. If the letter requires us to lift the pencil, there are two parts to the cue. This can act as a prompt to remind children to lift their pencil.</p>	
s	<p>Over her head, sweep past her fin, a curly tail to help her swim.</p>	<p>Sss seahorse! Over her head, sweep and curl.</p>	
a	<p>Follow the ants half way round, march up to the leaf, then down to the ground.</p>	<p>A, a, apple! Around the apple, up and down.</p>	
t	<p>Down the trunk, follow the roots, across the branch, to find the fruit.</p>	<p>t, t, tree! Down the trunk and curl. Across to the fruit.</p>	
p	<p>Down her mane, up to her ear, around her head, what sound can you hear?</p>	<p>p, p, pony! Down her mane, up and around.</p>	
i	<p>Down and curl, super try! Now add a dot to catch the fly.</p>	<p>i, i, iguana! Down the iguana and curl. Now we dot.</p>	








Grapheme	Journey Rhyme (large action)	Formation Cue (small action)	Card
n	Weave the needle, straight down low, then back up high, and over we go.	nnn, needle! Weave the needle down and over.	
m	Magnificent moths swoop low to high, over the mushrooms, then down they fly.	mmm mushroom! Down the mushroom, jump over and over.	
d	Around his body, up to his ear, down to his tail, what sound can you hear?	d, d, dinosaur! Around the dinosaur's body, up and down.	
g	Around the grape, climb up to the top, down the leaves, curl then stop.	g, g, grape! All around the grape, down and curl.	
o	This little octopus likes to hide, circle around, then peek inside.	o, o, octopus! Circle around the octopus.	
c	Curl around the cat, as she sleeps, from her head to her feet.	c, c, cat! Curl around the cat.	
k	From his head, to his foot we go, along his arm, and out to his toe.	k, k koala! Head to foot. Arm to toe.	



Grapheme	Journey Rhyme (large action)	Formation Cue (small action)	Card
e	Along the trunk, over the spray, curl around and play all day.	e, e, elephant! Along the elephants trunk, over and curl.	
u	Swoop under and up, dart down and flick, umbrellabirds are so quick!	u, u, umbrellabird! Under and up, down and flick.	
r	Down the rocket, then shoot up high, over the clouds, and into the sky.	rrr, rocket! Down the rocket, up and over.	
h	From her head to her feet, up to her chest, over her back, and into the nest.	h, h, hen. Head to feet and over the hen's back.	
b	Down the bunny's ears, up to her bow, around her nose, she's ready to go!	b, b, bunny. Down her ears, find her bow, around we go.	
f	Over the rod, down to the fish, across the water, and make a wish.	fff, fish. Over, down, scoop up the fish. Float across the water.	
l	Down the lolly, look at the mess, don't forget, to scoop up the rest.	lll, lolly. Down the lolly, scoop the mess.	
j	Hang down and curl, don't miss a spot, burst the bubble, with a little dot.	j, j, jellyfish. Down the jellyfish and curl. Now we dot!	



Grapheme	Journey Rhyme (large action)	Formation Cue (small action)	Card
w	Down, up, down, up, all in a row, watch the waves as they flow.	w, w, waves. Down up, down up.	
v	The van whizzes down, and up to the top, make the 'v' sound, when the van stops 'vvv'.	vv, van. Down, whizz up.	
x	Across the spoon, get ready to bake, down the sprinkles, let's mix the cake. Mix mix mix!	x, x, mix. Across the spoon. Down the sprinkles.	
y	Under and up, what can you see, follow the anchor, hanging under the sea.	y, y, yacht. Under the yacht, down and curl.	
z	Zigzag zig down, can you hear the clap? Let's make the sound of the lightning ...zzzap!	zzz, zigzag. Zig-zag-zig.	
q	Around her face, up to her bun, down her hair, add a flick for fun.	qu, qu, queen! Around the queen's face, down and flick!	